

2020-2021

# Trapping Guide



## TABLE OF CONTENTS

<b>Minister's Message</b> .....	3	<b>Fur Bearing Animal Harvests and Values</b> .....	11
<b>Trapping Boundaries Map</b> .....	4	Fur Dealers and Processors .....	11
<b>2020-2021 Trapping Season Schedule</b> .....	5	<b>Thompson Fur Table</b> .....	12
<b>2020-2021 Changes</b> .....	6	<b>Youth Mentored Trapping</b> .....	12
<b>Important Updates</b> .....	6	<b>Fur Bearing Animal Primeness</b> .....	12
<b>Licences and Permits</b> .....	6	<b>Rights-based Harvesters</b> .....	14
Licence and Permit Exchange .....	6	The Rights and Responsibilities of	
Export Permits .....	6	First Nations People Who Trap in Manitoba .....	14
Special Permits .....	7	Responsibilities .....	14
<b>Fish and Wildlife Enhancement Fund</b> .....	7	Safety Requirements .....	14
<b>Trapping in Manitoba</b> .....	7	Mutual Respect .....	15
Mandatory Qualifications .....	7	Treaty Land Entitlement .....	15
<b>Responsible Trapping</b> .....	7	The Rights and Responsibilities of Métis People	
Trapping and Sharing the Land .....	8	Who Trap in Manitoba .....	15
Professional Education .....	8	<b>Wildlife Management</b> .....	15
Trapping and Industry .....	8	Human -Wildlife Conflict .....	15
<b>Trapping Regulations</b> .....	9	Federal Species at Risk (SARA) Listing .....	15
<b>Other Regulations</b> .....	10	Predator Management .....	16
Sunday Trapping .....	10	<b>Fur Bearing Animal Diseases</b> .....	16
Trapping and Firearms .....	10	<b>Cooperating Organizations</b> .....	17
Trapping and Firearms Use in Refuges .....	10	Manitoba Trappers Association .....	17
Electronic Calls .....	10	Fur Institute of Canada .....	17
Hunter Orange Requirements .....	10	<b>Humane Trapping</b> .....	17
Wildlife Management Area (WMA) Vehicle Restriction .....	10	Certified Trap Lists .....	19
Provincial Park Restrictions .....	10	<b>The Registered Trapline System and the Lineholder</b> . . .	25
Accidental Fur Bearing Animal Capture Policy .....	10	<b>Common and Power Snare Use</b> .....	26
Use of Dead Livestock as Bait .....	11	<b>Best Trapping Practices</b> .....	27
Extensions to Trapping Seasons .....	11	<b>For More Information</b> .....	28

## MAPS AND TABLES

<b>Trapping Boundaries Map .....</b>	<b>4</b>	<b>Phase 1 - Certified Traps .....</b>	<b>19</b>
<b>Trapping Season Schedule .....</b>	<b>5</b>	<b>Phase 2 - Certified Traps .....</b>	<b>20</b>
<b>Manitoba Trapping Licences Issued.....</b>	<b>11</b>	<b>Summary of Uses of Leghold Traps and Snare Devices in Manitoba .....</b>	<b>22</b>
<b>Fur Bearing Animal Primeness Chart .....</b>	<b>12</b>	<b>ᐱᓄᑦ ᑭᐸᐊᐸᓂᕈᑦ ᐱᓄᐃᔨᑦ ᑭᐸ ᐊᔨᔨᑦ ..... </b>	<b>23</b>
<b>Fur Bearing Animals Taken by Manitoba Trappers.....</b>	<b>13</b>	<b>ᐃᐸᐸᑲᑦ ᖅ ᐃᒋ ᐼᐸᐸᑦ ᐱᓄᔨᑦ ᐼᔨ ᐊᔨᔨᑦ ᐃᒋ ..</b>	<b>24</b>
<b>Average Pelt Values of Manitoba Fur Bearing Animals.....</b>	<b>13</b>		
<b>Summary Problem Predator Removal Services Program.....</b>	<b>16</b>		

**Cover photo:** The Raccoon (*Procyon lotor*) is a member of the carnivore order of animals, but their diet includes both animal and plant material. This variety of food and their ability to climb allows them to live in both rural agricultural areas and urban habitats, including human living spaces. They are occasionally found in boreal habitats. Their abundance makes them valuable as fur bearers, but can cause conflict with humans. In Manitoba, they may carry raccoon roundworm, which can be transmitted to people.

## MINISTER'S MESSAGE



I am pleased to present the 2020-2021 Manitoba Trapping Guide. The guide contains information on our provincial:

- trapping seasons and regulations
- trapping licences and boundaries
- fur bearer management programs

Fur bearing species – including beaver, marten, muskrat, lynx and weasel – occupy every corner of the province, from remote communities to urban neighbourhoods. They are integral to Manitoba's biodiversity, history and economy.

With an abundance of fur bearing species in our province, the role of trappers remains essential. Trappers help protect livestock herds, wildlife habitat, personal property and human safety. They assist in wildlife management and reduce animal over-population. In addition, they provide food, clothing and income, making a significant contribution to the seasonal economy and lifestyle of many local communities.

The far-reaching events of the last year, from the changes in the Canadian market to the COVID-19 pandemic, have caused great rumblings in the trapping industry. However, the role and need for trapping in our province remains strong.

In recognition of the trapper's role, a representative of the Manitoba Trappers Association (MTA) sits on Manitoba's Livestock Predation Protection Working Group. This group is exploring best management practices to reduce predator impact on the livestock industry, and we are grateful for the MTA's participation.

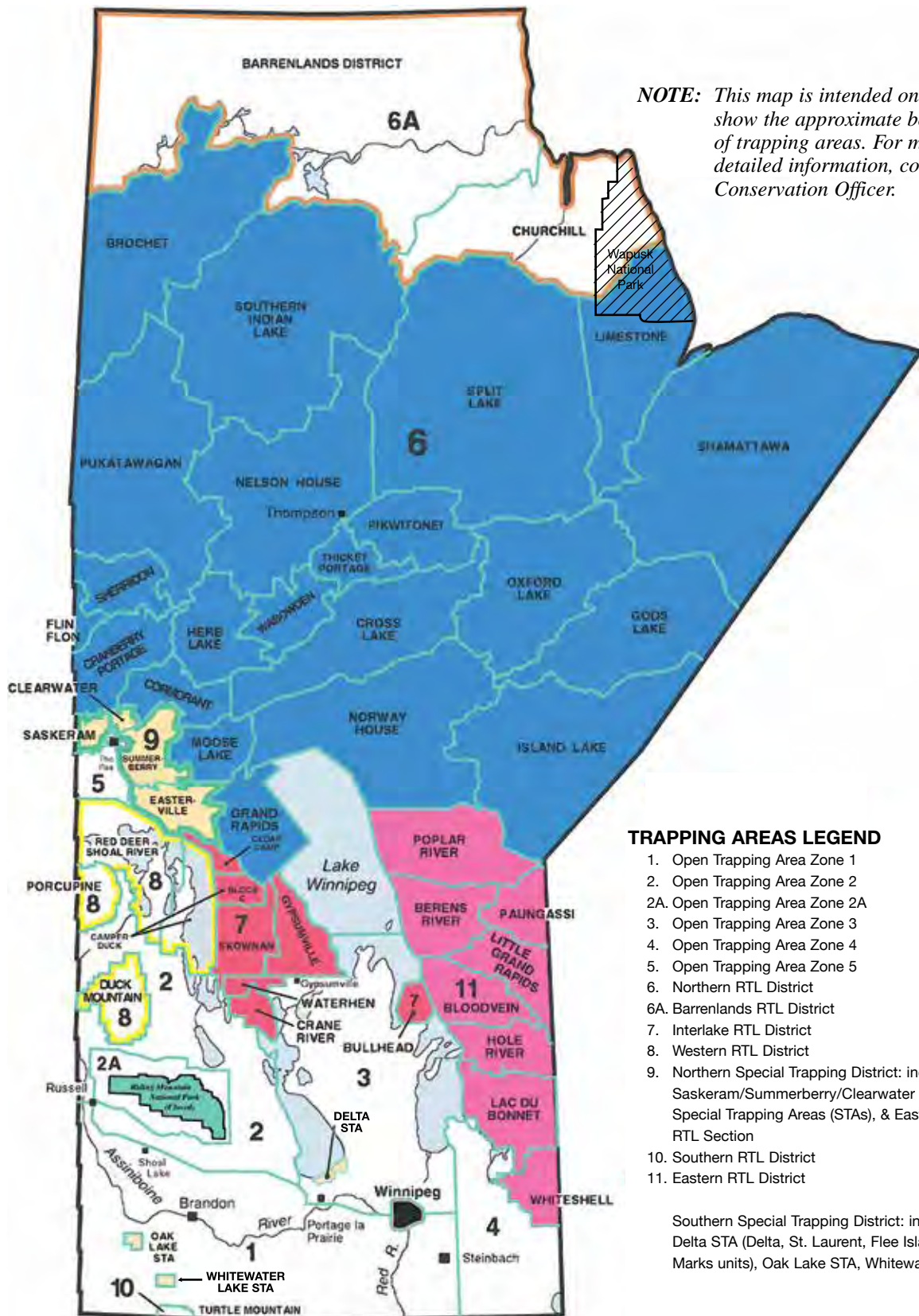
For 2020-2021, Manitoba's e-Licensing program will add regular Resident Trapping Licences for the Open Trapping Area to the list of those available online. I know many Manitoba trappers are looking forward to this added convenience.

If you belong to an organization that wants to be involved in fur bearing animal management, your organization can apply to the Manitoba Fish and Wildlife Enhancement Fund for project funding. For more information and application forms, visit <https://fwef.ca>.

Thank you to everyone who participates in the fur trade and wildlife management. Please accept my best wishes for a safe, productive trapping season for 2020-2021.

Blaine Pedersen  
Minister  
Agriculture and Resource Development

## TRAPPING BOUNDARIES MAP



### TRAPPING AREAS LEGEND

1. Open Trapping Area Zone 1
2. Open Trapping Area Zone 2
- 2A. Open Trapping Area Zone 2A
3. Open Trapping Area Zone 3
4. Open Trapping Area Zone 4
5. Open Trapping Area Zone 5
6. Northern RTL District
- 6A. Barrenlands RTL District
7. Interlake RTL District
8. Western RTL District
9. Northern Special Trapping District: includes Saskeram/Summerberry/Clearwater Special Trapping Areas (STAs), & Easterville RTL Section
10. Southern RTL District
11. Eastern RTL District

Southern Special Trapping District: includes Delta STA (Delta, St. Laurent, Flee Island, St. Marks units), Oak Lake STA, Whitewater STA

## TRAPPING SEASON SCHEDULE

Area/zone numbers below refer to the map legend on the previous page  
 OAZ = Open Trapping Area Zone; RTL = Registered Trapline; ST = Special Trapping

		SEPT	OCT	NOV	DEC	JAN	FEB	MAR	APR	MAY	JUNE	JULY	AUG
AQUATIC/SEMI-AQUATIC	<b>BEAVER</b>	All Areas		October 1 to May 31									
	<b>MINK</b>	RTL Section 6 & 6A		November 1 to February 28									
		All Other Areas		November 1 to January 31									
	<b>MUSKRAT</b>	OAZ 5; Northern ST District; All RTL Districts (except Gypsumville RTL Section & Camperduck Blocks A & B)		October 14 to May 31									
		Gypsumville RTL Section & Camperduck Blocks A & B						March 1 to April 30					
		OAZ 1-4		October 14 to November 30				March 1 to April 30					
		Southern ST Districts, Oak Hammock Marsh & Grant's Lake WMAs		October 14 to November 30 Special Permit Only				March 1 to April 30 Special Permit Only					
		OAZ 1		Closed									
	<b>RIVER OTTER</b>	RTL District 10		November 1 to January 31			(Quota of 2* per trapline)						
		OAZ 2, 2A, 3, 4 & RTL District 8		November 1 to February 28									
		All Other Areas		November 1 to March 31									
TERRESTRIAL	<b>BADGER</b>	All Areas		November 1 to February 28									
	<b>BLACK BEAR</b>	Northern ST District & RTL Districts 6-8, 11 (except Whiteshell RTL Section)	September 16 to November 14			Closed			April 1 to May 31				
		Whiteshell RTL Section	September 16 to November 14			Closed			April 1 to May 19				
		All Other Areas	Closed										
	<b>FISHER</b>	OAZ 1 & RTL District 10		November 1 to January 31			(Quota of 2* per trapline in RTL District 10)						
		RTL Districts 6 & 6A		November 1 to February 28									
		All Other Areas		November 1 to February 15									
	<b>FOX (ARCTIC)</b>	RTL District 6 & 6A		November 15 to March 31									
		All Other Areas		Closed									
	<b>FOX (RED)</b>	RTL District 6A		November 15 to March 31									
		All Other Areas		October 14 to February 28									
	<b>COYOTE</b>	OAZ 1-5		October 14 to February 28									
		RTL District 6A		November 15 to March 31									
		All Other Areas		October 14 to March 31									
	<b>LYNX &amp; BOBCAT</b>	All Areas		December 1 to February 28									
	<b>MARTEN</b>	RTL Districts 6 & 6A		November 1 to February 28									
		OAZ 1 & RTL District 10		November 1 to January 31			(Maximum quota of 8* per trapline in RTL District 10)						
		All Other Areas		November 1 to February 15									
	<b>RACCOON</b>	All Areas		October 14 to April 30									
	<b>RED SQUIRREL</b>	All Other Areas		November 1 to February 15									
		RTL Districts 6 & 6A		November 1 to February 28									
	<b>WOLF</b>	OAZ 2A		Closed									
		All Other Areas		October 14 to March 31									
	<b>WEASEL</b> (Long & Short-tailed)	All Other Areas		November 1 to February 15									
		RTL Districts 6 & 6A		November 1 to February 28									
	<b>WOLVERINE</b>	OAZ 1-5		Closed									
		All Other Areas		November 1 to February 15									

\* Otter, Marten and Fisher: RTL District 10 — pelts must be tagged prior to sale.

## 2020-2021 CHANGES

### Certified Humane Trap Requirements

Beaver and Wolf: Restraining traps used for beaver and wolf must now be certified as meeting humane trap standards.

Other species requiring certified traps are bobcat, fisher, lynx, marten, muskrat, raccoon and weasel. New certified devices have been added for several of these species.

See the certified trap table and summary of trap usage on pages 19 to 24 for more details. Additional trap models may be certified throughout the season. For updates to the certified trap listings, please contact the Fur Institute of Canada (see page 17) or Manitoba Conservation and Climate offices (see page 28).

Please see "Trap Sales Warning" on page 21 about the consequences of illegal use of non-certified traps.

### Securing Traps

Wire is now added as a required method, along with metallic chain and cable, to securely connect traps to a tree, stake in the ground, heavy object, or a grapple.

### Devices on the Hudson Bay Coast

Leghold traps and snares on land are prohibited within 10 kilometres of the Hudson Bay coastline between September 1 and November 15. This reduces the risk to polar bears migrating in the area at that time.

### Online Licensing

For 2020/21, Resident (Open Area) Trapping Licences will be available only online. Selected vendors including Manitoba Conservation and Climate offices will also be able to provide this service. Please go to: [www.manitobaonline.ca](http://www.manitobaonline.ca)

Resident (Treaty Open Area) Trapping Licences will be issued only through the usual First Nation band offices and Manitoba Conservation and Climate offices. Registered Trapping Permits will be available only through Manitoba Conservation and Climate offices.

## IMPORTANT UPDATES

### Southern Special Trapping Area

The southern Special Trapping Areas (Delta, Whitewater, and Oak Lake STAs; see map on page 4) are important for the harvest of muskrats and mink. Trappers interested in accessing them must first call the local Conservation and Climate district office to find out if special permits are available.

## LICENCES AND PERMITS

*Manitoba trapping licences and permits are available only to residents of Manitoba who meet mandatory qualifications (see page 7). Fees are:*

- Registered Trapline (RTL) Permit: ♦ \$15.00
- Resident (Open Area) Licence: †♦ \$10.00
- Resident (Open Area) Licence – Treaty: † Free
- Youth Trapping Licence/Permit: \*† Free
- Dead Wild Animal Possession Permit (Fur bearer): \$10.00
- Export Permit: \$20.00

♦ Includes \$5.00 to FWEF (page 7)

† Special Trapping Areas (STAs) - Licences must be first signed by a Conservation Officer in order to be valid for trapping in STAs.

\* Youth trapping licences and permits are available free of charge if the trapper is 12 to 17 years of age on October 1 (first Open Area trapping season, for beaver).

The age requirements for this youth permit are the same as for youth hunting licences.

See Mandatory Qualifications on page 7.

**When fur is being shipped, sold or taken to a taxidermist or tanner for mounting or dressing,** the following information must be provided: name, address and licence number of the person who harvested the fur bearing animal, plus the area where this animal was taken. Record licence numbers correctly or your fur production will not be credited to you.

### Licence and Permit Possession

A person may not hold both a Resident (Open Area) licence and a Registered Trapline Permit in the same year. However, a trapper may hold both only if the Open Area licence is issued specifically for the land they own or are a tenant; the legal description of the land must be indicated on that licence.

### Export Permit

A provincial export permit is required before shipping or moving raw fur bearing animal pelts from Manitoba to other provinces or countries. Provincial export permits are issued by the permitting office at the Wildlife and Fisheries Branch in Winnipeg (204-945-1893) and by most Manitoba Conservation and Climate district offices. Applications for these permits can be obtained from these offices. The fee is \$20.00 per permit. Environment and Climate Change Canada's Convention on International Trade in Endangered Species (CITES) export permit is also required to take bobcat, black bear, lynx, river otter, wolf and certain species

at risk across international borders. These permits are only available from Environment and Climate Change Canada. Please refer to <https://www.canada.ca/en/environment-climate-change/services/convention-international-trade-endangered-species/permits.html> or call 1-855-869-8670 or fax 1-855-869-8671 or email [ec.cites.ec@canada.ca](mailto:ec.cites.ec@canada.ca) for more information.

### Special Permits

A Conservation Officer may issue special permits to possess or harvest a fur bearing animal to manage numbers and protect property outside the normal trapping regulations and seasons. This permit may have conditions which address the type of device allowed, location of the activity, disposal of pelts, etc. For information on Common and Power Snare Use, see page 26.

## FISH AND WILDLIFE ENHANCEMENT FUND

The Fish and Wildlife Enhancement Fund collects \$5.00 from each trapping licence sold. The funding is directed towards projects, programs and studies that address one or more of the following categories:

- conservation and/or enhancement of wildlife populations
- protection, management, enhancement or restoration of wildlife habitat
- wildlife research
- wildlife education/outreach
- hunter and trapper education programs

Furbearer – related projects funded this past year include the Cormorant Youth Trapping Project.

For more information or to apply for funding, contact the Fish and Wildlife Enhancement Fund administrator at 204-945-5156, or email at [FWEF@gov.mb.ca](mailto:FWEF@gov.mb.ca), or visit [www.fwef.ca](http://www.fwef.ca).

## TRAPPING IN MANITOBA

### Mandatory Qualifications

A person must be 12 years of age on the day that the trapping licence or permit issued. A person who has never held a valid trapping licence or permit in Manitoba, or another jurisdiction, may not be issued a trapping licence or permit unless they verify holding of a trapper education graduate certificate issued by Manitoba, or a competent authority in another jurisdiction. **Any trapping licence or permit obtained without meeting these requirements is illegal, and not valid for obtaining future licences or permits.**

Options to meet this requirement include:



1. Borrow a manual from any Manitoba Conservation and Climate district office and successfully complete an examination.
2. Attend a Trapper Education Course and successfully complete an examination.

A passing mark of 80 per cent is required on the multiple choice examination.

A Manitoba resident who has previously held a valid trapping licence or permit from Manitoba or another province is not required to take this training.

**Persons under the age of 14 should be accompanied by a licensed trapper when engaged in trapping activities in the field.**

Trapper education is an important part of fur bearer management in Manitoba. Courses may be available on request and are usually two days or three evenings. Subject areas covered include:

- History of the Fur Trade
- Trapline Management
- Fur Bearer Biology
- Public Awareness
- Animal Rights
- Trapping Equipment
- Boarding (forming)
- Fur Marketing
- First Aid
- Humane Trapping
- Problem Animal Control Methods
- Fur Bearer Management
- Acts and Regulations
- Trapper Ethics
- Skinning
- Fur Grading
- Trap Research
- Video Presentations

For further information, please contact the nearest Manitoba Conservation and Climate district office (see page 28) or the Manitoba Trappers Association (see page 17).

Manitoba and the Manitoba Trappers Association continued to partner on trapper education programs, with approximately 250 students passing the mandatory trapper education examination in 2019/2020.

## RESPONSIBLE TRAPPING

Licensed trapping is a right as identified in The Hunting, Fishing and Trapping Heritage Act of Manitoba. However, maintaining public acceptance of trapping is the responsibility of trappers and resource managers. The trapper is encouraged to follow best management practices such as:

- Take fur bearing animals in the most humane manner.
- Avoid capturing non-fur bearing animals.
- Use a kill-type trap to harvest marten, weasel, mink and muskrat when taken on land. Kill-type sets for otter and beaver should be fully submerged. When a squirrel is harvested, other than by snaring or shooting, a kill-type trap should be used.

## TRAPPING GUIDE

- Use underwater sets wherever possible for aquatic species. Proper locks and slide wires set in a sufficient depth of water should be used on all hold and drown-type shore sets.
- Ensure that modified leghold traps set on land are secured to a drag of sufficient weight and strength.
- Ensure that snares set on land are equipped with proper locking devices.
- Inspect live-holding devices daily in the early morning. Make only as many sets as can effectively be managed.
- Trap and snare "set locations" should be recorded on a map.
- When trapping on private land, always ask permission and provide the landowner with a map showing the location and the types of traps and snares used.
- Know and use proper releasing and killing methods.
- Dispose of animal carcasses according to provincial regulations and local municipal by-laws.
- Respect the rights and property of others and assist landowners with removal of wildlife causing conflicts.
- Encourage and support trapper education and public awareness programs.
- Promptly report the presence of diseased animals to the nearest department office.
- Protect and conserve wildlife and its habitat.
- Respect and obey all laws.

### Trapping and Sharing the Land

Trappers often share Crown and private lands with other users. It is important that trappers use care to minimize potential conflicts with other users of the land.

- Trappers who share the resource should view each other as partners, not competition. Trappers need to work together to maintain the industry for generations to come. Please respect a fellow trapper's trap sets and his/her legal right to trap.
- Trappers who have permission to use private lands are encouraged to provide the landowner with a map showing the locations of their traps and the types of traps being used. In this way, the landowner can caution other users about trapping activity and reduce the possibility of injury to other users, pets and domestic animals.
- With the permission of the pasture manager, Community Pastures are generally open to trappers after livestock have been removed.
- When trapping in built-up areas, trappers are advised to contact the district office regarding any restrictions that may be in place.
- Please pay attention to any signs prohibiting trapping activity.
- Please remember that people and pets may frequent the area in which you are trapping.

- Trappers are reminded that Wildlife Management Areas are areas used for various outdoor purposes, including by game bird and waterfowl hunters. During the September to December period, trappers who are using these lands are encouraged to use only live-holding trapping devices.
- Where practical, mark the general area where you trap with flagging tape or tape designed to let others know this is an active trapping area.

### Professional Education

Trappers are encouraged to upgrade their skills whenever possible, to maximize humaneness and pelt value. Opportunities include through in-person workshops or online education.

More information can be found through the Manitoba Trappers Association (see page 17 ) and the Best Trapping Practices workbook (see page 27).

### Trapping and Industry

Crown lands in Manitoba are managed for multiple uses, including fur bearer, forest, hydro-electric, and mineral management. All activities are important to local, regional and provincial economies, and when properly managed, can co-exist and be mutually beneficial. For example, certain roads constructed for accessing these resource areas can also be used by trappers. The key to co-existence is good communication between all users of the land.

Commercial resource lease holders often hold open houses to meet directly with other users of the land and make them aware of what activities are taking place, including annual activity plans. Trappers are encouraged to attend these open houses and speak directly to representatives from industry and government.

Local fur council meetings provide another way to meet with representatives from resource companies. It is important for everyone involved in these discussions to keep in contact throughout the year.

## TRAPPING REGULATIONS

Note: This is a summary of regulations that deal with trapping. It is neither a legal document nor a complete collection of the wildlife regulations. It is meant to be a reference only. While every effort has been made to ensure accuracy, some errors or omissions may have occurred. For additional information consult the nearest Manitoba Conservation and Climate district office or telephone 204-945-6784 in Winnipeg or 1-800-214-6497.

For general information on wildlife programs and legislation, visit <https://gov.mb.ca/fish-wildlife/wildlife/index.html>.

No person shall:

- 1 Trap, attempt to trap, possess or sell a fur bearing animal without having first obtained a trapper's licence.
- 2 Trap a fur bearing animal species before 12:00 a.m. of the season start date and after 11:59 p.m. of the season closing date, or where trapping is not permitted.
- 3 Possess illegally taken fur bearing animals.
- 4 Chase, drive, flush, worry, harass, follow after or search for fur bearing animals from a vehicle. Note: The definition of a vehicle is a motor vehicle, trailer, tractor, powerboat, aircraft or any other vehicle drawn, propelled or driven by any means other than human power.
- 5 Remove, disturb, spring or in any way interfere with any trap set out lawfully by any other person for the purpose of taking fur bearing animals.
- 6 Shoot a muskrat, beaver or otter except when they are on land or in a trap.
- 7 Ship raw fur out of the province without obtaining an export permit. Contact a local Conservation Officer for more information.
- 8 Possess poison, including cyanide guns or parts of cyanide guns, for the purpose of taking fur bearing animals.
- 9 Spear, probe, break or destroy a muskrat house, beaver lodge or beaver dam without authorization from the Minister of Agriculture and Resource Development. A licensed trapper may probe or open a muskrat house in season for the purpose of trapping providing that it is closed so the water entrance does not freeze.
- 10 Use common snares for taking fur bearing animals and wolves except in the Registered Trapline (RTL) Area, Northern Special Trapping District, and for beaver under ice in Open Areas.
- 11 Take black bear on an Open Area trapping licence in Open Areas 1-5. It is permissible to take black bear on either a RTL permit in the RTL Area or on a resident trapping licence in the Northern Special Trapping Area, but only by using a firearm.
- 12 Trap or attempt to trap fur bearing animals within Game Hunting Area 38, Grant's Lake Wildlife Management Area (WMA), Oak Hammock WMA, Birds Hill Provincial Park, Beaudry Provincial Heritage Park or portions of Pembina Valley Provincial Park. Trapping is prohibited in ecological reserves and wildlife refuges. Trapping is allowed in Goose and Game Bird refuges (but not Minnedosa Lake Game Bird Refuge). Some municipalities may also enact by-laws concerning trapping.
- 13 Trap or attempt to trap fur bearing animals on private land or on posted Crown land without first obtaining permission to do so.
- 14 Hold both a RTL permit and an Open Area trapping licence during the same trapping year, except a landowner who may hold both under certain circumstances.
- 15 Leave trapping devices set after the end of trapping season.
- 16 Trap fur bearing animals using traps with teeth or serrated edges or with hooks.
- 17 Trap fur bearing animals using leghold traps attached to spring poles.
- 18 Trap fur bearing animals using leghold traps set in trees or on poles above ground. The trap used must be a body grip or killing trap. Foot encapsulating traps may be used for raccoons on the ground.
- 19 Trap fur bearing animals using live holding devices unless they are checked at least once every 72 hours.
- 20 Use snares set on land unless they are equipped with mechanical locks or spring-assist devices set in such a manner that the noose is prevented from expanding.
- 21 Take black bear using any device other than a firearm.
- 22 Take black bear while the bear is in its den.
- 23 Take a female black bear with cubs.
- 24 Have in possession a live fur bearing animal unless specifically authorized by permit.
- 25 Buy and/or sell raw fur except under the authority of a Fur Dealer Licence.
- 26 Transfer or use the trapping licence or permit of another person.
- 27 Market the pelt of a marten, fisher or river otter taken in the Turtle Mountain Registered Trapline Section unless it has a tag issued by Manitoba Conservation and Climate affixed to the pelt.
- 28 Possess, sell, attempt to sell or import the bile or gall bladder of a bear.
- 29 Use any trap other than an approved one for beaver, bobcat, fisher, marten, muskrat, river otter, raccoon, lynx, weasel, and wolf.
- 30 Use a leghold trap with a jaw spread greater than 23 centimetres (9.06 inches).
- 31 Use a leghold trap to trap beaver, mink, muskrat or river otter unless it is set in such a manner as to restrain and kill the animal underwater.
- 32 Use a leghold trap on land to trap badger, weasels, mink, river otter, red squirrel or wolverine.
- 33 Use an unmodified leghold restraining trap to trap coyote or fox.
- 34 Allow any part of the pelt of fur bearing animal, black bear and wolf to be wasted, destroyed, abandoned or allowed to spoil.
- 35 On finding a live fur bearing animal, or wolf in a trapping device, fail to immediately and humanely kill the animal.
- 36 Use Duke, Sleepy Creek, Bridger, Belisle, Belisle Classic, Rudy, and Woodstream Oneida Victor Conibear 110-size traps on land, except in muskrat sets where approved.
- 37 Shall use anything other than a metallic chain, cable, or wire to securely connect a trap to a tree, stake in the ground, heavy object, or a grapple.
- 38 Use a submarine trap for any fur bearing animal other than a mink or muskrat.

### OTHER REGULATIONS

#### Sunday Trapping

Taking fur bearing animals, wolves and black bear is permitted on Sundays, provided:

- the trapper holds a valid trapping licence
- it occurs in an area with a trapping season for that species

#### Trapping and Firearms

Firearms may be used to take fur bearing animals, black bears and wolves. However, the use of firearms by trappers is subject to other regulations under The Wildlife Act, The Provincial Parks Act, local municipal by-laws, and federal acts.

Trappers are advised to check with the municipality in which they plan to trap, as some municipalities have by-laws prohibiting or restricting the discharge of firearms, including on Sundays.

The discharge of a firearm is prohibited from 1/2 hour after sunset to 1/2 hour before sunrise.

No person shall discharge a firearm requiring a centrefire cartridge, muzzleloading firearm or a shotgun using a single projectile from a provincial road, provincial trunk highway, and a public road within a municipality or local government district.

#### Trapping and Firearms Use in Refuges

The Wildlife Act designates certain lands as being refuges for wildlife. Depending upon the type of refuge, trapping or the use of firearms may or may not be prohibited. For example:

- A "Wildlife Refuge" protects all species, and all hunting and trapping is prohibited. As well, the discharge of a firearm or the possession of a loaded firearm is prohibited. A Wildlife Refuge can take the form of discrete blocks of land of a few, to many hectares, or can run 300 metres along each side of the centre line of a road such as the Duck Mountain Wildlife Refuge. A wildlife refuge which is designed to run 300 metres on either side of a road should not be confused with firearm discharge restrictions that are set out in Manitoba provincial parks under The Provincial Parks Act. Firearm discharge restrictions, in most cases, restrict the discharge of firearms 300 metres on either side of roads or prescribed trails in a provincial park, but do not restrict trapping.
- A "Game Bird Refuge" protects only species of game birds, as identified in The Wildlife Act. Trapping is permitted, as well as the use of a firearm for the purposes of trapping. However, in the Minnedosa Lake Game Bird Refuge, trapping is not permitted.
- A "Goose Refuge" protects only geese. Trapping is permitted, as well as the use of a firearm for the purposes of trapping.

Refuges are usually signed and trappers should check with Manitoba Conservation and Climate to verify boundaries. Director of Surveys Plan showing the exact locations of the boundaries are available at Canada Map Sales at 1007 Century Street (Winnipeg, Manitoba). You can also call 1-204-945-6666 or toll free at 1-800-627-7226 or visit [www.canadamapsales.com](http://www.canadamapsales.com).

#### Electronic Calls

Electronic calls may be used by licensed trappers to attract coyotes, foxes and wolves during a valid trapping season. Electronic calls may not be used to attract black bears.

#### Hunter Orange Requirements

People harvesting coyotes and wolves with a firearm under the authority of an Resident (Open Area) Trapping Licence are required to wear hunter orange only during the General (rifle) Deer Season (please refer to the annual Hunting Guide: [https://gov.mb.ca/fish-wildlife/pubs/fish\\_wildlife/huntingguide.pdf](https://gov.mb.ca/fish-wildlife/pubs/fish_wildlife/huntingguide.pdf)). Registered trapline permit holders are exempt from this requirement. Trappers who use a firearm to humanely euthanize an animal caught in a restraining trap are also exempt.

The hat must be solid hunter orange except that it may have a crest or logo not exceeding 78 sq. cm (12 sq. in.) provided that it does not completely cover the hunter orange on the side where the crest or logo is affixed. The brim of any head covering does not have to be hunter orange.

The outer garment must consist of not less than 2,580 sq. cm (400 sq. in.) of hunter orange material, above the waist and visible from all sides. Hunter orange body camouflage is legal if the hunter orange portion meets the above requirement. The remaining outer clothing colour is optional.

The definition of trapping under The Wildlife Act means the use of a device to physically restrain an animal. When only a firearm is used to harvest the animal, even though it is allowed under the authority of a trapping licence, the activity is considered to be hunting.

#### Wildlife Management Area (WMA) Vehicle Restrictions

Vehicle use is prohibited, except under special permit, in Grant's Lake and Oak Hammock WMAs. A special permit is required to go off trail in the Mars Hill WMA. Please contact the local Manitoba Conservation and Climate district office for more information.

#### Provincial Park Restrictions

Restrictions on trapping in provincial parks vary between parks. Please consult the nearest Conservation and Climate district office for a list of park-specific restrictions or go to [www.gov.mb.ca/sd/pubs/fish\\_wildlife/noticetotrappers\\_interimrestrictions.pdf](http://www.gov.mb.ca/sd/pubs/fish_wildlife/noticetotrappers_interimrestrictions.pdf).

#### Accidental Fur Bearing Animal Capture Policy

Occasionally, a fur bearing animal will be taken accidentally (ex: outside the open season). A trapper may apply for a Dead Wild Animal Possession Permit (cost of \$10.00 for a fur bearing animal) from Manitoba Conservation and Climate as soon as possible after capture. All permits are issued at the discretion of a Conservation Officer. All other accidental captures of the same species by the same trapper must be turned over to the nearest Manitoba Conservation and Climate district office and will remain the property of the Crown. The exception is black bear; Open Area trappers are not allowed to keep a black bear taken accidentally (except in Northern Special Trapping Districts).

### Use of Dead Livestock as Bait

Under the "Livestock Manure and Mortalities Management Regulation" of The Environment Act, dead livestock, or their parts, which are unmarketable for human consumption must be promptly disposed. As such, these cannot be used as bait. Please consult an Environment Officer for more details.

### Extensions to Trapping Seasons

The Minister of Agriculture and Resource Development may, under certain situations, make temporary extensions to trapping seasons. This change must be for a specific time period, location, and requires public notification.

## FUR BEARING ANIMAL HARVESTS AND VALUES

Trapping is a business operation because a product (fur) is sold. Good record-keeping is important for any business, but with trapline management, it is also important should the trapper want to apply for a registered trapline. Applications are assessed on numerous criteria including a trapper's annual harvest or production. Trappers should keep records and receipts for all pelts sold to verify their harvests. Pelts should be sold in the licence or permit year that they were caught and under the trapper's own licence or permit.

The trapper has several fur marketing options available, where pelts may be:

- sold to a licensed fur dealer
- consigned to a fur auction company
- sold to fur dealers and auction house companies at the Thompson Fur Table (see page 12)
- commercially tanned and resold
- sold privately; this must be done in one of three ways:
  - 1) The private buyer applies to a district office for a permit to possess the raw pelt.
  - 2) The trapper applies for an export permit of the raw pelt to the buyers out-of-province address
  - 3) The trapper submits the pelt to a licensed processor (ex: tanner or taxidermist) on behalf of the buyer

The original trapper's name and licence must be supplied in all cases.

**Properly preparing furs results in a higher return.**

### Fur Dealers and Processors

It is essential to the management of fur bearing animals that fur dealers and processors continue to regularly submit reports. These reports are audited for compliance to the regulations.

- A Fur Dealer's Licence authorizes the holder, from a place designated in the licence, to buy, sell and trade the castors of beavers and the pelts, skins and hides of black bears, wolves and fur bearing animals taken within the province.
- Fur dealers must record every transaction on a form provided by the department, include all information required on the form, and record each transaction immediately after it occurs, sequentially by date with no blank spaces between entries. A fur dealer must submit a completed record of transaction form to Manitoba Wildlife and Fisheries Branch on or before the 10th day after the period covered by the form, or as otherwise required. When no transactions have occurred in that period, a form marked "No transactions" must be submitted. A "transaction" means a purchase, sale or trade authorized by a fur dealer's licence.
- Processors (tanners and taxidermists) must submit reports on a quarterly basis.

### MANITOBA TRAPPING LICENCES ISSUED

	2016-17	2017-18	2018-19	2019-20*
Open Area	4,851	6,084	5,663	4,923
Registered Trapline	1,223	1,373	1,343	1,076
	6,074	7,457	7,006	5,999
Included in above:				
Treaty OA	56	76	68	50
Youth OA	88	102	60	63
Youth RTL	41	59	37	30

\*To May 2020

## THOMPSON FUR TABLE

The Thompson Fur Table was one of several fur tables initiated in the late 1970s to provide northern trappers with a unique opportunity to get better prices for their raw pelts. The two-day Table is traditionally held a week or so before Christmas, and has had over 300 trappers attend. It is the first and longest running event in Canada and is now organized by the Manitoba Trappers Association.

Up to five licensed Manitoba fur dealers gather annually in one hall and inspect each trapper's lot of fur. Each dealer provides a quote for the lot and the trapper selects the best price. In this way, the trapper benefits from the on-site competitive demand for their furs.

The December timing of the Fur Table also allows families from all over the north to meet with distant friends, learn about new trapping and management techniques, and do some shopping before returning to their communities. Hundreds of thousands of dollars are injected into the local economy.

The Thompson Fur Table is held annually in December (watch for dates TBA). For more information, please contact the Manitoba Trappers Association at [mta@mymts.net](mailto:mta@mymts.net).

## YOUTH MENTORED TRAPPING

Several pilot programs have allowed qualified youth to further develop their skills at muskrat trapping. The concept of youth mentored trapping was first introduced by members of the Netley Local Fur Council. This annual event is held at Oak Hammock Marsh where youth are mentored by experienced trappers from the Netley Local Fur Council. This program coincides with the southern muskrat trapping season (March 1 to April 30). The department encourages members of trapper organizations to mentor youth in this traditional activity.

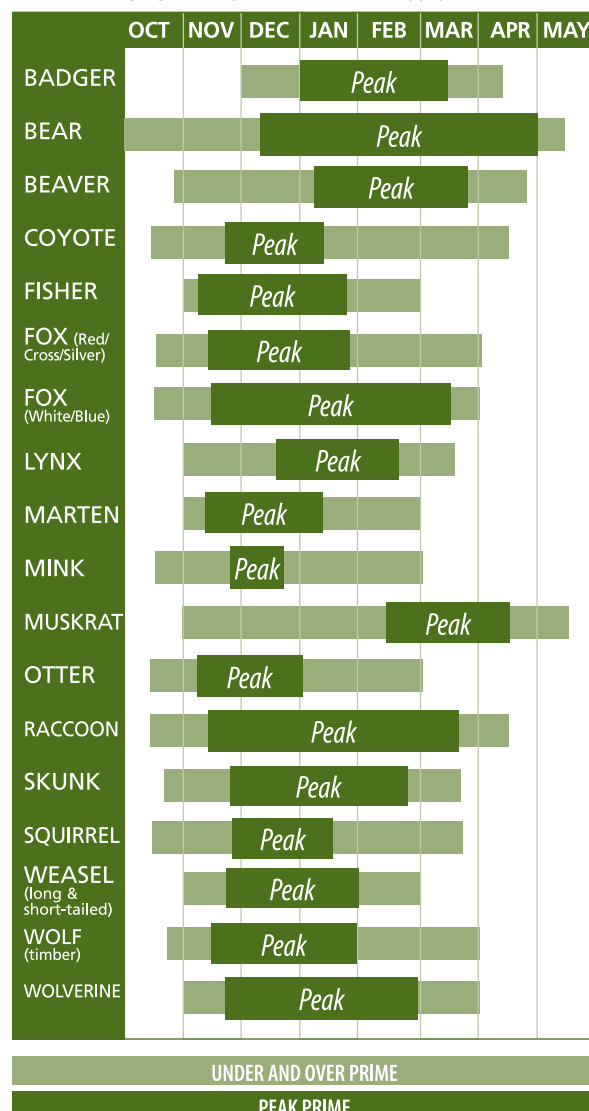
Youth trapping licences are free of charge.

## FUR BEARING ANIMAL PRIMENESS

An important part of setting seasons is to coincide with the time when pelts are prime. In a fully prime pelt, both the guard hairs and the under-fur have reached optimum length and density. On the leather side of the pelt, the hair roots have stopped producing pigment and contract, resulting in a skin that is soft, flexible and creamy white. In an un-prime skin, the under-fur and guard hairs are not fully developed and are at low density. The leather is bluish to black as a result of active pigment production in the hair roots.

Trappers should harvest fur when it is prime to get the best price.

FUR BEARING ANIMAL PRIMENESS CHART



**FUR BEARING ANIMALS TAKEN BY MANITOBA TRAPPERS\***

	5 year Harvest Averages			Annual total	
	2003-2004 TO 2007-08	2008-09 TO 2012-13	2013-14 TO 2017-18	2018-19	2019/20**
Badger	176	160	103	49	13
Bear	38	28	20	20	5
Beaver	17,765	12,190	6,090	3,117	334
Bobcat	15	25	22	25	2
Coyote	8,580	8,710	9,489	8,272	3,381
Fisher	1,579	1,575	1,248	723	150
Fox - Red/Cross/Silver	2,321	2,307	2,575	2,063	668
Fox - White/Blue	162	66	240	20	12
Lynx	820	778	454	485	108
Marten	19,626	20,233	14,255	10,646	3,523
Mink	3,797	2,807	1,671	1,733	252
Muskrat	21,837	30,695	15,879	3,404	211
Otter	1,702	1,127	703	552	89
Raccoon	3,023	2,583	1,251	552	158
Squirrel	4,196	3,117	1,625	607	47
Weasel (long - & short - tailed)	3,968	3,717	2,165	990	244
Wolf	311	379	272	249	121
Wolverine	34	66	71	79	42

\* Subject to change

\*\*To April 2020

**AVERAGE PELT VALUES (\$) OF MANITOBA FUR BEARING ANIMALS**

	5 year averages			Annual averages	
	2002-03 to 2006-07	2007-08 to 2011-12	2012-13 to 2016-17	2017-18	2018-19
Badger	\$38.26	\$40.75	\$35.78	\$29.34	\$21.39
Bear - Black	\$74.01	\$91.42	\$119.80	\$124.80	\$120.31
Beaver	\$24.73	\$20.93	\$17.87	\$13.10	\$10.19
Bobcat	\$146.70	\$155.54	\$112.17	\$85.05	\$103.71
Coyote	\$45.46	\$33.51	\$95.44	\$119.21	\$103.59
Fisher	\$56.57	\$59.93	\$94.06	\$54.96	\$36.72
Fox - Red/Cross/Silver	\$29.89	\$26.20	\$33.63	\$16.71	\$13.23
Fox - White/Blue	\$21.85	\$28.28	\$67.30	\$40.52	\$26.68
Lynx	\$155.02	\$131.84	\$116.37	\$84.34	\$53.66
Marten	\$64.14	\$62.92	\$88.38	\$70.01	\$41.92
Mink	\$20.71	\$16.61	\$19.83	\$15.16	\$9.57
Muskrat	\$3.38	\$4.80	\$6.55	\$3.59	\$2.85
Otter	\$143.61	\$54.21	\$60.75	\$39.23	\$24.93
Raccoon	\$15.06	\$15.18	\$15.72	\$12.47	\$11.12
Squirrel	\$1.07	\$1.03	\$0.52	\$0.57	\$0.55
Weasel (long - & short-tailed)	\$4.65	\$3.74	\$2.40	\$1.96	\$2.13
Wolf	\$121.04	\$138.69	\$237.61	\$122.92	\$181.91
Wolverine	\$212.74	\$244.10	\$332.89	\$349.15	\$332.41

### RIGHTS-BASED HARVESTERS

#### The Rights and Responsibilities of First Nations People Who Trap in Manitoba

The Natural Resources Transfer Agreement (1930), which forms part of The Constitution Act (1982), provides that First Nations people with status have the right to trap for food:

- at all seasons of the year on all unoccupied Crown lands
- on any other lands to which they may have the right of access

Recognizing the Treaty and Constitutional rights of First Nations people, Manitoba recognizes that First Nations with status, when trapping for food or traditional ceremonial purposes on lands where they have a right of access:

- do not require licences
- are not restricted to specific seasons or hours
- are not restricted to limits unless there restrictions that are intended for conservation purposes
- may share the meat and fur with non-status family members living in the same residence
- are not subject to equipment restrictions including those as specified under the Agreement on International Humane Trapping Standards (AIHTS) (see page 17)

#### First Nations people with status generally have the right of access to trap for food or traditional ceremonial purposes within:

- Reserve lands, Wildlife Management Areas, Provincial Forests, areas of Provincial Parks where licensed trapping is permitted, unoccupied Crown lands, and other Crown lands where licensed hunting or trapping is permitted
- private land with the permission of the landowner or occupant
- community pastures with the permission of the Pasture Manager

#### No person (status or non-status) may trap within:

- Riding Mountain National Park, Birds Hill Provincial Park, or Beaudry Provincial Heritage Park
- areas of Provincial Parks closed to all hunting or trapping
- Refuges (for the species protected) and most Ecological Reserves
- areas closed to all persons for specific conservation purposes

#### Responsibilities

With these rights come responsibilities such as conservation and safety requirements. All First Nations trappers have a responsibility to ensure that their actions in taking fur bearing animals do not reduce the sustainability of fur bearing animal populations.

The rights of First Nations with status are subject to conservation measures and other restrictions that do not unduly infringe on food harvesting. **First Nations trappers may not:**

- trap protected fur bearing animals for which trapping is prohibited such as wolverine in the open trapping areas of Manitoba
- waste or abandon fur bearing animals
- sell, trade or give away the meat, fur or any other part of fur bearing animals taken under First Nation trapping rights, except that food may be given to another First Nations person
- sell the pelt of a fur bearing animal unless it was caught under the authority of a Trapping Licence and all trapping regulations were followed

#### Safety Requirements

Many safety restrictions contained in resource management legislation apply to all trappers in Manitoba, including First Nations trappers. **No trapper may:**

- use trapping methods that are careless, unsafe or dangerous to any person
- discharge a rifle or shotgun at night where it is dangerous to do so
- hunt from a provincial road or provincial trunk highway or discharge a bow or firearm from such a road or highway, or shoot along or across such a road or highway (including the road allowance) for the purpose of taking a fur bearing animal
- discharge a centrefire rifle, muzzleloading firearm or shotgun using a slug from a public road within a municipality or local government district, or shoot along or across such a road
- carry a loaded firearm in a vehicle or discharge a firearm from a vehicle

#### It is also recommended that all trappers:

- wear hunter orange clothes when trapping during the time of year when there are big game hunters in the same area or where there may be other people using the same area for other purposes
- take a Manitoba Trapper Education course

## Mutual Respect

There are many resource users on the land who are carrying on their traditions. Commercial and other licensed users of wildlife need to understand and respect the constitutionally protected rights of First Nations people. It is equally important for First Nations people to understand and respect the value that other users place on natural resources and their ability to participate in trapping for their purposes under a licence. All users need to work co-operatively towards building a stronger relationship if Manitoba's trapping and hunting heritage is to be preserved.

First Nations trappers are encouraged to carry the federally issued Certificate of Indian Status to help Conservation Officers determine that they are entitled to exercise the right to trap for food and ceremonial purposes.

For more detailed information, please contact the nearest Manitoba Conservation and Climate office, or call 204-945-6784 within Winnipeg, 1-800-214-6497 from outside Winnipeg.

## Treaty Land Entitlement

Manitoba is working with some First Nations to provide Crown land to fulfill outstanding treaty land entitlement (TLE). Many First Nations have, or are in the process of selecting, lands to fulfill their entitlements and some selections may have an impact on some traplines and trapping activity. The lands selected are eligible to become reserve land under the terms of the TLE Framework Agreement. Once the selected lands are confirmed, the First Nation may request an Exclusive Use Permit (EUP) from the Crown Lands Branch of Manitoba Agriculture and Resource Development. Once the EUP is issued, First Nations then have the authority to exclude all current and future uses of the permitted land, including trapping activities.

## The Rights and Responsibilities of Métis People Who Trap in Manitoba

Métis people in Manitoba have constitutionally protected aboriginal rights to trap for food and domestic use. This does not include harvesting fur bearing animals for commercial purposes. Manitoba courts have affirmed the existence of Métis natural resource harvesting rights in regions of the province, which requires Manitoba's regulatory regime to recognize the Métis right to harvest. The Manitoba government will continue to work with Métis communities to legally recognize these rights.

As part of this recognition of Métis natural resource harvesting rights, Métis people will be required to continue to follow safety and conservation regulations.

For more detailed information, please contact the nearest Manitoba Conservation and Climate office. Telephone 204-945-6784 within Winnipeg, 1-800-214-6497 from outside Winnipeg.

# WILDLIFE MANAGEMENT

## Human – Wildlife Conflict

Fur bearing animals, and some big game species, such as black bear and wolves, may be taken by property owners in defence of property without either a trapping or hunting licence (Section 46 of The Wildlife Act).

This authorization applies to the land owners only on their own land where the conflict arises. On other private property or on Crown lands, a special permit is first required.

Any animals taken under the provisions of Section 46 must be reported within 10 days to the nearest Manitoba Conservation and Climate office. The pelts may not be sold unless under permit. All black bear taken must be surrendered to the department.

## Federal Species at Risk Act (SARA) Listings

American Badger subspecies *Taxidea taxus taxus*: Found also in Manitoba, the species is now designated as Special Concern under Canada's Species at Risk Act (SARA). The listing was based on threats to badgers from unmonitored and unregulated mortality by landowners, and the application of rodenticides. This unmonitored mortality, the limited amount of habitat in cultivated areas, ongoing threat of roadkill, and the projected use of strychnine in some provinces leads to concern for the species in a large part of its range. The Manitoba population is believed to be sustainable, the harvest is generally incidental, and the use of poison is prohibited in areas where badgers may be affected. Landowners must report any badgers taken in defense of property within 10 days to a Conservation Officer.

Wolverine *Gulo gulo* Canadian population: with Manitoba range included, the species, has been designated as Special Concern. Increases have occurred in portions of some provinces and territories, including Manitoba, but declines have been reported in the southern part of the range, and populations in Quebec and Labrador have not recovered.

This federal Special Concern designation will not change trapping activities for these species in Manitoba. Additional scrutiny will be placed on potential impacts of development. Manitoba will continue to monitor their harvest to ensure their sustainability, and cooperate with any federal management plans.

For more information on SARA, please go to [www.registrelep-sararegistry.gc.ca/](http://www.registrelep-sararegistry.gc.ca/).

## TRAPPING GUIDE

### Predator Management

Manitoba continues its efforts to enhance the coexistence of predators with people and domestic animals (pets and livestock). Provincial staff develop and provide public education materials, presentations, and information booths; participate in the Livestock Predation Protection Working Group's activities; and make trapping equipment available in Conservation and Climate district offices for use by staff and local producers to build capacity at the local level. Though the program was temporarily paused from June to September 2019, Manitoba has resumed funding the Problem Predator Removal Program.

The Problem Predator Removal Program is administered and delivered under a fee-for-service agreement with the Manitoba Trappers Association to remove only those predators (coyote, fox and wolf) that are causing livestock losses or are considered a threat to human safety. In 2019, 14 service requests were addressed, with 43 coyotes, three wolves, and three foxes removed.

**SUMMARY PROBLEM PREDATOR  
REMOVAL SERVICES PROGRAM**

Year	Requests for Service	Foxes	Coyotes	Wolves	Total Predators
2015-16	22	2	43	28	73
2016-17	23	2	41	20	63
2017-18	22	13	119	13	145
2018-19	45	5	72	29	106
2019-20	14	3	43	3	49

Trappers who are interested in working under the Problem Predator Removal Program are encouraged to contact the Manitoba Trappers Association for more information. Experienced and skilled predator trappers are continually being sought for program delivery. Periodically, Manitoba also offers predator trapping workshops, in collaboration with the Manitoba Trappers Association, to build capacity for predator trapping among trappers and producers.

### Other Programs

Manitoba Wildlife and Fisheries Branch and the Manitoba Trappers Association continued to partner on trapper education programs, with over 250 students passing the mandatory trapper education examination in 2019-2020.

In the coming year, Manitoba Wildlife and Fisheries Branch will continue to work with the Fur Institute of Canada and the other provinces and territories to harmonize implementation of the Agreement on International Humane Trapping Standards.

## FUR BEARING ANIMAL DISEASES

Fur bearing animals may carry parasites and diseases such as rabies, tularemia, hantavirus, giardia (commonly known as beaver fever), and raccoon roundworm that can be transmitted to humans.

Canine distemper is not transmissible to humans, but this viral disease is often fatal to raccoons, canids, and cats. This disease is well-established in the Winnipeg raccoon population and likely reduced their numbers in 2012. Infected raccoons appear lethargic and have a runny nose and eyes. They are easily approached but will still get vicious if approached. A recurrence of this disease is possible if Winnipeg raccoon numbers recover to high levels in the next few years. Distemper appears to have also been passed onto coyotes, based on reports from the southern Interlake.

Dog lice has increased in prevalence in coyotes in southern Manitoba, and now in wolves in southern and northern Manitoba. Patches of missing fur on the animal's shoulders, caused by the scratching and rubbing by the animal to get relief, are a key indicator of this parasite.

A very small tapeworm, *Echinococcus multilocularis*, has been increasing in concern. The adult tapeworm is found primarily in canids, but also can be carried by cats. These animals shed the eggs, which can be picked up by humans, where the eggs develop into cysts. Cysts have been detected in a human in Manitoba.

Trappers should take precautions, which includes always wearing good quality rubber gloves when handling animals, and getting immunization against rabies. Please consult your family doctor or public health unit about immunization against rabies.

When a trapper encounters diseased animals, the carcasses should be sealed in strong plastic bags and taken to the nearest Manitoba Conservation and Climate district office as soon as possible.

### ***What should be done if a person has been exposed to a suspected rabid animal?***

If a biting incident involving a suspected rabid animal has occurred, immediately wash the wound or exposed surface with soap and water; then seek medical attention. For more information or advice, contact your nearest public health office or facility, or call Health Links-Info Santé (7 days a week, 24 hours a day) at 204-788-8200 (in Winnipeg) or 1-888-315-9257 (outside of Winnipeg).

To report a potential human exposure to an animal suspected of having rabies, the affected person should contact Health Links-Info Santé at: 204-788-8200 in Winnipeg or toll-free 1-888-315-9257 (outside of Winnipeg) or a Health Care provider.

**What should I do if I think an animal is rabid?**

To report an incident where a wild or domestic animal is suspected to be rabid, or you would like more information on rabies, the animal owner/ witness should contact Manitoba Agriculture and Resource Development at 204-470-1108.

## COOPERATING ORGANIZATIONS



### Manitoba Trappers Association

The Manitoba Trappers Association (MTA) represents

the interests of all trappers. Your involvement is important, and MTA gives provincial focus to trappers' concerns. The association needs committed members and the department encourages all trappers to become active in their local affairs through a Local Fur Council (LFC). LFCs can play a vital role by bringing forward local concerns to the department. LFCs can, with the department, review applications for vacant registered traplines to ensure local traditions are taken into consideration during the review process.

**For more information, please contact:**

Manitoba Trappers Association  
P.O. Box 1141 Station Main  
Winnipeg, MB R3C 2Y4  
Phone: 204-295-1512  
Website: [www.manitobatrappers.com](http://www.manitobatrappers.com)

**Fur Institute of Canada**

The Fur Institute of Canada (FIC) is a non-profit organization supported by all sectors of the fur industry, including trappers, to promote the sustainable and wise use of Canada's fur resources.

Since it was incorporated in 1983 with Manitoba as a charter member, FIC has:

- co-ordinated efforts of government, industry, and trappers in lobbying to keep our fur markets open to the European Union (EU), through the Agreement on International Humane Trapping Standards (AIHTS)
- taken the lead in the most advanced humane trap development and testing program in the world
- provided various educational and conservation resources to its members and the public, both here at home and abroad

The trap research program has resulted in many traps being approved and certified as meeting the AIHTS. A complete list of the traps certified as meeting the standards is identified on page 19 of this guide.

**For more information, please contact:**

The Fur Institute of Canada  
1554 Carling Ave. Ste M260  
Ottawa ON K1Z 7M4  
Telephone: 1-613-231-7099 1-613-237-7940 (fax)  
Email: [info@fur.ca](mailto:info@fur.ca) Website: [www.fur.ca](http://www.fur.ca)

## HUMANE TRAPPING

Humane trapping is the taking of fur bearing animals with the least amount of stress to the animal. **Trappers should select the most humane and efficient method possible to capture fur bearing animals.**

Canada has the most humane trapping methods in the world. To ensure continued markets for our wild-caught fur, Canada, Russia and the European Union (EU) signed the Agreement on International Humane Trapping Standards (AIHTS). It sets performance standards for traps. These factors have helped to keep trapping an acceptable and legitimate profession to the general public.

Manitoba, the other provinces and territories, and the Fur Institute of Canada work to harmonize regulations and meet our obligations to the AIHTS. Manitoba staff and MTA trappers are active in trap testing programs.

**What AIHTS means for Manitoba trappers:**

- 1 Only those traps meeting AIHTS requirements will be allowed for listed species.** If no traps are found to meet the standard, use of existing traps will be allowed while research continues.
- 2 AIHTS applies to most fur bearing animals trapped and those trappers who trap for commercial purposes in Manitoba** (see Summary charts in English, Ojibwe and Cree; pages 22, 23 and 24).
- 3 Leghold Restraining Trap:**
  - Modified versions include the padded, laminated and offset leghold restraining traps.
  - Manitoba wildlife regulations prohibit the use of all types of unmodified leghold traps on land (see Summary charts on pages 22, 23 and 24).
  - All types, when used in a drowning set, will be allowed until otherwise replaced according to species.
  - Leghold Power Snare is not included in the definition of a leghold trap, but is prohibited for black bear in all areas.
- 4 Neck Snares:**
  - **Power and Common Suspended:** Cannot be used for black bear, but can be used under ice for beaver and in RTLs and the Northern Special Trapping Area. (See page 22, 23 and 24.)
  - **Common Suspended:** Trappers cannot use this snare to take any fur bearing animal or wolf in Open Area Zones 1-5, except under ice for beaver.
  - Use devices and Best Trapping Practices from pages 26 and 27.

## TRAPPING GUIDE

**5 Body Grip Traps:** Conibear-type, rotating-jaw traps that are currently being used will continue to be replaced with certified ones according to species.

**6** The requirements for a killing trap to meet the standard are the following:

*In a compound test, the trap must render 80 per cent*

*(10 of 12) of animals tested irreversibly unconscious within a time limit of:*

- *45 seconds for weasel*
- *120 seconds for marten*
- *300 seconds for all other species named in the AIHTS.*



## Certified Trap Lists



Certified trap models are given exclusive identification letters that manufacturers will have to mark on traps they manufacture in 2007 and beyond. Trappers may still legally use these same **trap models** after the implementation of the AIHTS (2007), regardless of whether they bear this mark.

This list will be updated as additional traps are certified. Please consult Manitoba Conservation and Climate (page 28), the Manitoba Trappers Association (page 17) or the Fur Institute of Canada (page 17).

**Phase 1: Certified Traps regulated for trapping the following species:**

SPECIES	KILLING TRAPS - CERTIFIED TRAPS REGULATED FOR USE		
Beaver	Bélisle Classic 330 Bélisle Super X 280 Bélisle Super X 330 BMI 280 Body Gripper BMI 330 Body Gripper BMI BT 300 Bridger 330 Duke 280 Duke 330	LDL C280 LDL C280 Magnum LDL C330 LDL C330 Magnum Rudy 280 Rudy 330 Sauvageau 1000-11F Sauvageau 2001-8	Sauvageau 2001-11 Sauvageau 2001-12 Species-Specific 330 Dislocator Half-Magnum Species-Specific 440 Dislocator Half-Magnum Woodstream Oneida Victor Conibear 280 Woodstream Oneida Victor Conibear 330
Fisher	Bélisle Super X 120 Bélisle Super X 160 Bélisle Super X 220 Koro #2	LDL C160 Magnum LDL C220 Magnum Rudy 120 Magnum Rudy 160 Plus Rudy 220 Plus	Sauvageau 2001-5 Sauvageau 2001-6 Sauvageau 2001-7 Sauvageau 2001-8
Marten <i>Martes americana</i> <i>Martes martes</i> <i>Martes zibellina</i>	Bélisle Super X 120 Bélisle Super X 160 BMI 126 Magnum Body Gripper Koro #1 Koro #2 LDL B120 Magnum	LDL C160 Magnum Northwoods 155 Oneida Victor Conibear 120-3 MAGNUM Stainless Steel Rudy 120 Magnum Rudy 160 Plus	Sauvageau 2001-5 Sauvageau 2001-6 Sauvageau C120 Magnum KP 120 (Russia) Kleiner Schwanenhais (Germany) Eiabzugseisen (Germany)
Muskrat (on land)	Bélisle Super X 110 Bélisle Super X 120 BMI 120 Body Gripper BMI 120 Magnum Body Gripper BMI 126 Magnum Body Gripper Bridger 120 Bridger 120 Magnum Body Gripper Bridger 155 Magnum Body Gripper CONV 110 CAN (Holland) Duke 120	FMB 110 SS (Holland) FMB 150 SS (Holland) HZ -110 Stainless Steel (Holland) FS-110 Stainless Steel (Holland) Koro Muskrat Koro Large Rodent Double Spring LDL B120 LDL B120 Magnum Oneida Victor 120 Stainless Steel Oneida Victor Conibear 110-3 Stainless Steel Oneida Victor Conibear 120-3 Stainless Steel Ouell 411-180 Ouell RM	Rudy 110 Rudy 120 Rudy 120 Magnum Sauvageau C120 "Reverse Bend" Sauvageau C120 Magnum Sauvageau 2001-5 Triple M WCS Tube Trap Int'l WCS SHORTY Tube Trap Woodstream Oneida Victor Conibear 110 Woodstream Oneida Victor Conibear 120
Muskrat (underwater)	Any jaw type trap (body gripping or leghold) set as a submersion set that exerts clamping force on a muskrat and that maintains a muskrat underwater		
Otter	Bélisle Super X220 Bélisle Super X280 Bélisle Super X330 LDL C220 Magnum LDL C220	LDL C280 Magnum Rudy 220 Plus Rudy 280 Rudy 330 Sauvageau 2001-8	Sauvageau 2001-11 Sauvageau 2001-12 Woodstream Oneida Victor Conibear 220 Woodstream Oneida Victor Conibear 280 Woodstream Oneida Victor Conibear 330
Raccoon	Bélisle Classique 220 Bélisle Super X 160 Bélisle Super X 220 Bélisle Super X 280 BMI 160 Body Gripper BMI 220 Body Gripper BMI 280 Body Gripper BMI 280 Magnum Body Gripper Bridger 160 Bridger 220 Bridger 280 Magnum Body Gripper	Duke 160 Duke 220 Koro #2 LDL C160 LDL C160 Magnum LDL C 220 LDL C 220 Magnum LDL C 280 Magnum Northwoods 155 Rudy 160 Rudy 160 Plus	Rudy 220 Rudy 220 Plus Sauvageau 2001-6 Sauvageau 2001-7 Sauvageau 2001-8 Species-Specific 220 Dislocator Half Magnum Woodstream Oneida Victor Conibear 160 Woodstream Oneida Victor Conibear 220
Lynx and Bobcat	Bélisle Super X 280 Bélisle Super X 330 BMI 220 Body Gripper BMI 220 Magnum Body Gripper BMI 280 Body Gripper BMI 280 Magnum Body Gripper	Bridger 220 Bridger 280 Mag. Body Gripper Duke 280 LDL C220 LDL C330 LDL C220 Magnum	LDL C280 Magnum LDL C330 Magnum Rudy 330 Sauvageau 2001-8 Sauvageau 2001-11 Woodstream Oneida Victor Conibear 330

Continued on next page.

## TRAPPING GUIDE

### Phase 1: Certified Traps regulated for trapping the following species (continued):

SPECIES	KILLING TRAPS- CERTIFIED TRAPS REGULATED FOR USE		
Weasel (Several certified 110-size traps for weasels are not legal on land in Manitoba and not listed in this table.)	Bélisle Super X 120 BMI 120 Magnum Body Gripper BMI 126 Magnum Body Gripper BMI 60 Bridger 120 Bridger 120 Magnum Body Gripper Bridger 155 Magnum Body Gripper Koro Muskrat Koro Large Rodent Double Spring	Koro Rodent Trap LDL B120 Magnum Ouell 3-10 Ouell 4-11-180 Ouell RM Rudy 120 Magnum Sauvageau 2001-5 Sauvageau C120 Magnum Sauvageau C120 Reverse Bend	Triple M Victor Rat Trap WCS Tube Trap Int'l WCS SHORTY Tube Trap Woodstream Oneida Victor Conibear 120
SPECIES	RESTRAINING TRAPS - CERTIFIED TRAPS REGULATED FOR USE		
Beaver (Cages)	Comstock 12 X 18 X 39 Swim Through Beaver Cage Breathe Easy Live Beaver trap	Ezee Set Live Beaver trap Hancock Live Beaver trap	Koro "Klam" Live Beaver trap
Bobcat	Bélisle Footsnare #6 Bélisle Sélectif Oneida Victor #1.5 Soft Catch® equipped with 4 coil springs	Oneida Victor #1.75, Offset, Laminated jaws equipped with 2 coil springs Oneida Victor #3 Soft Catch equipped with 2 coil springs Oneida Victor #3 Soft Catch equipped with 4 coil springs	Oneida Victor #3 equipped with 3/16-inch offset, doubled rounded steel jaw laminations (3/16-inch on topside of jaw and 1/4-inch on underside of jaws), and with 2 coil springs
Lynx	Bélisle Footsnare #6 Bélisle Sélectif	Oneida Victor #3 Soft Catch equipped with 2 coil springs Oneida Victor #3 Soft Catch equipped with 4 coil springs	Oneida Victor #3 equipped with a minimum of 8mm thick, non-offset steel jaws, 4 coil springs and an anchoring swivel centre mounted on a base plate
Wolf	Bélisle Footsnare #8 Bridger Alaskan #5 Offset and Laminated Jaws Bridger Alaskan #5 Rubber Jaws	Livestock Protection EZ Grip #7 MB 750 Alaskan OS (3/8') Rudy Red Wolf 4 ½	Oneida Victor Softcatch #3 equipped with 4 coil springs and 8mm thick base plate with centre mounted anchoring swivel Bridger Brawn No. 9 Rubber Jaws

### Phase 2 - Year of Implementation to be Determined - Certified Traps to be regulated later for trapping the following species:

Although the traps listed in Phase 2 are certified for the following species and trap categories, the year of entry into force of the obligation to use only AIHTS Certified traps **has not yet been determined in all cases**. This date, which could vary from one species to another, will be known at least three years in advance.

Until then, traps that are currently legally permitted can still be used.

Check with Manitoba Conservation and Climate for regulations related to trap uses applicable in your trapping area.

### Killing Traps

SPECIES	TRAPS CERTIFIED BUT NOT YET MANDATORY FOR USE
Badger	No killing trap certified to date

# Trap Sales Warning

Some trap vendors have misled customers and promoted traps that have not been certified as humane and that are illegal to use in Canada. The information and literature these vendors use is from suppliers in the United States.

As a result, Manitoba trappers have been convicted and fined for using illegal traps, and the traps and fur bearers caught in these traps are seized. The onus is on the trapper to ensure the devices are legal for use in Manitoba.


Before you buy, please consult the Manitoba Trapping Guide or a district office to confirm which traps are legal in Manitoba. Do not rely on advertisements from non-departmental sources.

## Restraining Traps    Implementation to be determined

SPECIES	TRAPS CERTIFIED BUT NOT YET MANDATORY FOR USE	
Coyote	Bélisle Footsnare #6 Bélisle Sélectif Bridger #3 equiped with 5/16- inch offset, double rounded steel jaw laminations (3/16-inch topside of jaw and 1/4-inch on underside of jaws), with 4 coil springs and an anchoring swivel centre mounted on a base plate Duke No.3 Rubber Jaws with an anchoring swivel centre mounted on the base plate Oneida Victor #1.5 Soft Catch equipped with 2 coil springs Oneida Victor #1.5 Soft Catch equipped with 4 coil springs Oneida Victor #3 Soft Catch equipped with 2 coil springs	Oneida Victor #3 Soft Catch® equipped with 4 coil springs Oneida Victor #1.75 equipped with 3/16-inch offset, doubled rounded steel jaw laminations (3/16-inch on topside of jaw and 1/4-inch on underside of jaws), and with 4 coil springs Oneida Victor #3 equipped with 3/16-inch offset, doubled rounded steel jaw laminations (3/16-inch on topside of jaw and 1/4-inch on underside of jaws), and with 2 coil springs Oneida Victor #3 equipped with 3/16-inch offset, doubled rounded steel jaw laminations (3/16-inch on topside of jaw and 1/4-inch on underside of jaws), and with 4 coil springs MB 550 Rubber Jaws equipped with 4 coil springs
Raccoon (* mandatory only in Ontario, Quebec, New Brunswick)	Bridger T3 Duffer* Duke DP Coon Trap* Ramconct DURA-POLY Box Trap Havahart Cage Trap 1079 Havahart Cage Trap 1081 Havahart Cage Trap 1085	Egg Trap* Lil' Grizz Get'rz* Tomahawk Cage Trap 108; 108.1; 108 F; 108 SS; 108.2 SS; 108.5 Tomahawk Cage Trap 1010; 1010 F; 1010 SS; 1010 SS-F Tomahawk Cage Trap 608; 608.1; 608.5; 608 F; 608 SS; 608.2 SS Tomahawk Cage Trap 6010; 6010 F; 6010 SS
SPECIES NOT LISTED UNDER THE AGREEMENT	TRAPS CERTIFIED	
Red Fox (cross and silver included)	Bélisle Sélectif Bélisle Footsnare #6	BMI #2 Cushion Catch with 2 coil springs Oneida Victor #1.5 Soft Catch® equipped with 2 coil springs
Mink (underwater)	Any jaw-type (body-gripping or leg-hold) that exerts a clamping force on a mink and maintains the animal underwater	

## TRAPPING GUIDE

### SUMMARY OF USES OF LEGHOLD TRAPS AND SNARE DEVICES IN MANITOBA (examples of various devices shown)



SPECIES	UNMODIFIED LEGHOLD RESTRAINING TRAP	MODIFIED LEGHOLD TRAP	COMMON SUSPENDED SNARE	POWER SNARE	LEGHOLD POWER SNARE
<b>BADGER</b>	Prohibited	Prohibited	RTL Zones Only*	Allowed*	Allowed*
<b>BEAVER</b>	Drowning set only*	Drowning set only*	RTL Zones & Drowning Set in Open Zones*	Allowed*	Allowed*
<b>BLACK BEAR</b>	Prohibited	Prohibited	Prohibited	Prohibited	Prohibited
<b>BOBCAT</b>	Prohibited	Allowed*	RTL Zones Only*	Allowed*	Allowed*
<b>COYOTE</b>	Prohibited	Allowed*	RTL Zones Only*	Allowed*	Allowed*
<b>FISHER</b>	Prohibited	Prohibited	RTL Zones Only*	Allowed*	Allowed*
<b>FOX (ALL)</b>	Prohibited	Allowed	RTL Zones Only*	Allowed*	Allowed*
<b>LYNX</b>	Prohibited	Allowed*	RTL Zones Only*	Allowed*	Allowed*
<b>MARTEN</b>	Prohibited	Prohibited	RTL Zones Only*	Allowed*	Allowed*
<b>MINK</b>	Drowning set only*	Drowning set only*	RTL Zones Only*	Allowed*	Allowed*
<b>MUSKRAT</b>	Drowning set only*	Drowning set only*	RTL Zones Only*	Allowed*	Allowed*
<b>OTTER</b>	Drowning set only*	Drowning set only*	RTL Zones Only*	Allowed*	Allowed*
<b>RACCOON</b>	Prohibited	Prohibited	RTL Zones Only*	Allowed*	Allowed*
<b>RED SQUIRREL</b>	Prohibited	Prohibited	RTL Zones Only*	Allowed*	Allowed*
<b>TIMBER WOLF</b>	Prohibited	Allowed*	RTL Zones Only*	Allowed*	Allowed*
<b>WEASELS</b> (Long & Short-tailed)	Prohibited	Prohibited	RTL Zones Only*	Allowed*	Allowed*
<b>WOLVERINE</b>	Prohibited	Prohibited	RTL Zones Only*	Allowed*	Allowed*

*\*Examples only of modified leghold traps available commercially.*

*Refer to the "Trapping Regulations" section (page 9) of this guide for additional conditions of use and consult with your nearest Conservation Officer for additional information respecting trapping regulations.*

## HUMANE TRAPPING – OJIBWE

$\Delta\sigma^2$   $9C_{\alpha} \langle r^2 \rangle bUP^2$   $\Delta\sigma \Delta b_{\alpha}$   $5b \cdot a b \cdot b_{\alpha}$

[illegible]

*\*Examples only of modified leghold traps available commercially.*







*Inaabin "Wanii'iganiwi-Onashowe Mazina'iganing" ani-nishwasowi-maziniiganing aaniin ge-gashkitooyamban geizhichigeyamban. Gemaa qaye qanoonzh'awe Conservation Officer qaa--izhinikaazod ji-wiindamaaq wegonen ge-gashkitooyamban wani'i'igeyan.*

ΔαΛ³ Δ·σΔβσΔ· Δαυ∇· Λ'αΔβσ⁻ Δσ σιι'Δ· Λ'σβσ⁻ Δσ³ q β⁴ρΔ⁵<³ q  
 ΔS¹q⁵<²\_ UL b₄ b\_σ Δ∇· βσβσ⁴β⁻ Δ∇· ΔS¹qΔ· °ἡβ<ἡ Γ Δ>ΓΡβ<ῥ> ΝLLδῥ>< b  
 ΔSσβῑ' ḱΛ³CL` ∇·dτ³ q β⁴dΔ⁵<² Δ·σΔq⁵\_

# TRAPPING GUIDE

## HUMANETRAPPING – CREE

Δ·CL9Δ·³ ∇ Δ·ʹ Δ<CP Δσba Δb· a·ba Δʹ

					
Δ·b·³ ΔC⁺	Δ·Δ Δ·Δ·Δ·³ Δ·σb·³	Δ·ʹ Δ·Δ·Δ·³ Δ·σb·³	Δ·Δa·b·³	∇·Δb·³	---
Γ·CΔ·ⁿ	ΔL·-	ΔL·-	∇∇ Δ·σ·q·ba·\ >d	∇∇	---
ΔΓ·ⁿ	∇∇ σ·C<∇·Δ·³ >d	∇∇ σ·C<∇·Δ·³ >d	∇∇ Δ·σ·q·ba·\ σ·C<∇·Δ·³ q·Δ· b Δ·ʹ <ⁿPΔσbΔ·	∇∇	---
bΔUΔ·ⁿb·	ΔL·-	∇∇	ΔL·-	ΔL·-	ΔL·-
Δʹ·	ΔL·-	∇∇	∇∇ Δ·σ·q·ba·\ >d	∇∇	---
ΔΔ·CΔbσ·ⁿ	ΔL·-	ΔL·-	∇∇ Δ·σ·q·ba·\ >d	∇∇	---
Δʹ·	ΔL·-	ΔL·-	∇∇ Δ·σ·q·ba·\ >d	∇∇	---
Lqʹ·	ΔL·-	∇∇	∇∇ Δ·σ·q·ba·\ >d	∇∇	---
(lynx) Δʹ·	ΔL·-	∇∇	∇∇ Δ·σ·q·ba·\ >d	∇∇	---
Δ·Δ·C²	ΔL·-	ΔL·-	∇∇ Δ·σ·q·ba·\ >d	∇∇	---
Δqʹ·	∇∇ σ·C<∇·Δ·³ >d	∇∇ σ·C<∇·Δ·³ >d	∇∇ Δ·σ·q·ba·\ >d	∇∇	---
ΔL·ⁿ	∇∇ σ·C<∇·Δ·³ >d	∇∇ σ·C<∇·Δ·³ >d	∇∇ Δ·σ·q·ba·\ >d	∇∇	---
Δp·	∇∇ σ·C<∇·Δ·³ >d	∇∇ σ·C<∇·Δ·³ >d	∇∇ Δ·σ·q·ba·\ >d	∇∇	---
Δ·σ·Δ·ʹ	ΔL·-	ΔL·-	∇∇ Δ·σ·q·ba·\ >d	∇∇	---
Δσb·L·ⁿ	ΔL·-	ΔL·-	∇∇ Δ·σ·q·ba·\ >d	∇∇	---
Γ·CΔb³	ΔL·-	∇∇	∇∇ Δ·σ·q·ba·\ >d	∇∇	---
ʹdʹ·	ΔL·-	ΔL·-	∇∇ Δ·σ·q·ba·\ >d	∇∇	---
Δp·b·Δ·q·	ΔL·-	ΔL·-	∇∇ Δ·σ·q·ba·\ >d	∇∇	---
ΔΓ·Δ·ⁿ ΔΓ·Δ·ⁿ	ΔL·-	ΔL·-	∇∇ Δ·σ·q·ba·\ >d	∇∇	---

\*Examples only of modified leghold traps available commercially.

Kinawapahta éyinánéw masinahikanékin ita ká wihtamákek wanikéwi wanasiwéwin, akwa mína kakwécim okanawahtayéw kisáspin awasimé ki wi kiskénihtén.

PΔ·Δ·C ∇Δ·σ· LʹΔ·Δb·σ·³ ΔC b Δ·CL9· Δ·dΔ· Δ·Δ·ʹ·Δ·³ Δb· ΓΔ· bqʹ·c Δba·Δ·C⁺ Δ<·ʹ·Γ PΔ· Pⁿqσ·U·ₓ

## THE REGISTERED TRAPLINE SYSTEM AND THE LINEHOLDER

### What is an “RTL”?

The Registered Trapline (RTL) System is a commercial fur-harvest management system whereby a person, the “lineholder,” is granted the exclusive opportunity to harvest (trap) fur bearing animals in a certain area, the “RTL.” The system ensures sustainable fur bearing animal populations by controlling the number of trappers in that area and recognizes the lineholder as the steward of the resource. Some RTL sections are called “blocks,” where no individual lines exist and all eligible community members may trap within the block.

### Why is it important?

By the 1940s, trapping was out of control in northern Manitoba and fur bearing animal numbers, especially beaver, had been badly depleted. Part of the reason was the large influx of new people into the north with the building of the rail line to Churchill.

More tragically, local people (mostly First Nations) who had been trapping on the land for generations saw their traditional livelihoods threatened. At the request of the communities, Manitoba and Canada created the RTL system to allow local people to continue trapping on their traditional lands and at the same time recognize them as the stewards of their traplines. From the original RTLs created around the communities of Thicket Portage and Pikwitonei, the system grew to a total of 46 community-based “sections” each with a varying number of individual lines.

### Why is it even more important today?

When an RTL section was created by the Chief and Council of the First Nations and their respective trappers themselves, it usually also represented the traditional lands used by a community and defined those boundaries legally for the first time. These boundaries now form the basis for many major land-use projects around those communities (such as the Northern Flood Agreement management areas, the Poplar-Nanowin Rivers Park Reserve, and East Side Traditional Lands Planning communities). However, this system also confined people to specific geographic areas and in some instances this was not the traditional method of trapping of the community.

RTL trappers themselves are often the best sources of information (traditional knowledge), as they are on the land more often than are most other people. It comes at a time when this information is constantly needed to track not just fur bearing animals, but big game and the health of land or habitats.

### How can I get an RTL line?

Lines cannot be sold, inherited, or handed down. Under the terms of the current policy they are awarded through competitions held in co-operation between the local trapping organization and Manitoba Conservation and Climate. Decisions

are made through a scoring process, whereby a varying number of points are given to applicants based, among other things, on:

- family relationship to the previous lineholder
- their recent fur harvest history with that trapline or one in the same section, as verified by department production records and sales receipts
- their residency in relationship to the trapline being allocated

The process maintains a balance by recognizing that local residents have preferential access to RTL lines, but also by being flexible in allowing trappers from other communities an opportunity to compete for a line. Some present and future agreements will have the communities allocate RTLs.

### What does it mean to be an RTL lineholder?

Allocation of an RTL line is a significant event. When you are a lineholder, you have the exclusive opportunity to:

- harvest the fur resource on that line for commercial fur-harvesting purposes
- establish a cabin in most cases on your line for trapping purposes
- have a helper to assist you in your efforts
- manage a valuable natural resource

### What are the lineholder's obligations?

Some RTL lines are in great demand, and it is unfair to others if a lineholder is not exercising the privilege that they have been given.

Lines can be re-allocated for the following reasons:

- a) The lineholder has been totally inactive without just cause for two consecutive years.
- b) The lineholder notifies the department, in writing, that he/she intends to give up his/her trapping privileges.
- c) The lineholder fails to renew his/her RTL permit without just cause.
- d) The lineholder dies.

Lineholders have responsibilities that include:

- using the resource that has been allocated
- ensuring that their actions do not jeopardize fur bearing animal populations
- updating traps according to the latest certified humane standards
- voicing their opinions and concerns to your local organization and to Manitoba Conservation and Climate
- ensuring any improvements such as cabins have the proper permits

## TRAPPING GUIDE

### What kind of cabin can be built?

A lineholder can build a main cabin and a certain number of line cabins, depending upon the location and size of their line. All lineholders are bound by the regulations set out in The Wildlife Act and other acts. Permits are required for cabins and are issued only in the name of the lineholder.

When a trapper no longer holds an RTL line, permission to have the cabin ends and the trapper has no legal right to keep it in place.

Incoming lineholders are under no obligation to buy any improvements on the line, such as a cabin. As such, a trapping cabin should be built at low cost with the thought in mind that, if an incoming lineholder does not want to purchase it, the cabin can be removed.

The ability to erect a trapper cabin is a unique privilege afforded only to the lineholders. Use of a trapping cabin for purposes other than trapping, (for example, outfitting) is not allowed without prior approval.

### Record keeping and the RTL

All trappers should keep annual records of their activity through the trapping season, including when and where sets are placed, the dates and locations of where animals were caught, and when improvements are done on the line.

Records are an important tool in trapline management. Trappers can assess the relative abundance of animals over the years and judge when to "leave" an area for a season. Your own records will verify your activity on a line should you be eligible for compensation for disaster or mitigation programs. Records will also confirm that you are actually exercising the privilege of having a trapline.

### How do I learn more about the RTL System?

Administration of the RTL System is set out through The Wildlife Act and its regulations, and through the Fur Bearer Management Policy. Copies are available from any Manitoba Conservation and Climate office. The policy sets out guidelines and procedures for all trapping activities in Manitoba.

## COMMON AND POWER SNARE USE

Trappers must set common hanging snares using mechanical locks or spring-assist devices in such a manner that the snare cannot come loose once deployed by the target animal (see Figure 1). The traditional narrow double-loop knot cannot be used in snares. (see Figure 2).

Common snares are allowed on land only in the Registered Trapping Area, the Northern Special Trapping Area and only under ice for beaver in the Open Trapping Areas. Special permits for the use of common snare devices in the Open Trapping Area will

be considered by on a case-by-case basis. Considerations can be made especially for human-wildlife conflict situations. Please contact your local district office for additional information.

Power snares are defined as: snares which are immediately drawn closed by the force exerted by a torsion spring with a leg no less than 30 centimetres in length or by a lever-and-coil spring system in which the spring is no less than 25 centimetres in length. Power snares are allowed in all areas.

Figure 1 - Locking Device Examples

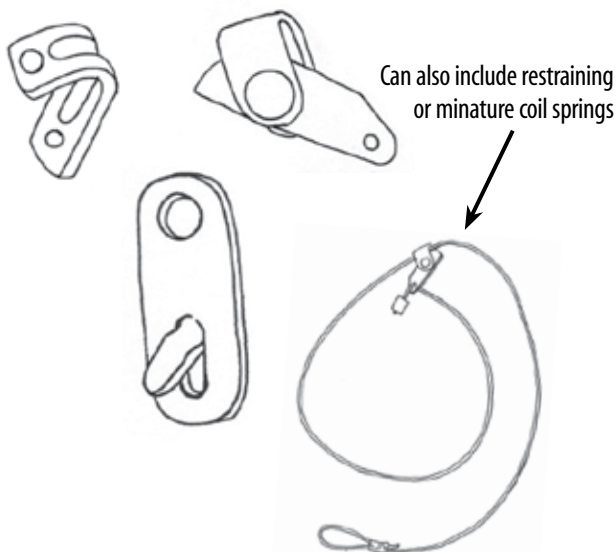


Figure 2 - Prohibited Traditional Double-loop Knot



## BEST TRAPPING PRACTICES

Trappers should always strive to achieve the greatest degree of humaneness in their practices. Such actions show respect for the animal being taken and that trappers operate in the most professional manner.

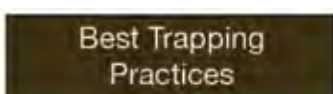
Canada is the world leader in the use of humane traps and trapping techniques. Traps are tested through the Fur Institute of Canada and the Alberta Innovates facility at Vegreville.

While a trap may be tested and approved as meeting International Humane Trapping Standards, that approval also depends upon how the trap was set before being fired. When set properly, the device will result in a humane catch.

A series of “Best Trapping Practices” was developed by the Quebec government and Fédération des Trappeurs Gestionnaires du Québec, inspired by the results of trap testing by Fur Institute of Canada. These Best Trapping Practices are being shared across Canada to further the education of professional trappers.

The Best Trapping Practices identifies how a trap should be set for numerous species so that a humane capture can be achieved. Devices include rotating jaw traps, leghold traps, and some newer technologies.

The Best Trapping Practices booklets have been updated, including one for live restraining cables for coyotes (on RTLs in Manitoba only). These documents can be downloaded from: [www.fur.ca/wp-content/uploads/2015/10/best\\_trapping\\_practices-July-2018.pdf](http://www.fur.ca/wp-content/uploads/2015/10/best_trapping_practices-July-2018.pdf).



### Landowner's Permission Form

Permission to trap on the land designated below which is under my ownership or control is hereby given to: (PLEASE PRINT)



NAME \_\_\_\_\_ LICENCE # \_\_\_\_\_

ADDRESS \_\_\_\_\_

TELEPHONE # \_\_\_\_\_

In return, the permittee agrees to respect the landowner's rights and properties and to act responsibly.

DESIGNATED LAND:

¼ SEC. \_\_\_\_\_ TWP. \_\_\_\_\_ RGE. \_\_\_\_\_

LANDOWNER'S  
SIGNATURE: \_\_\_\_\_

FOR THE FOLLOWING DATES:

DATE SIGNED: \_\_\_\_\_

FUR BEARER SPECIES:

\_\_\_\_\_

## **MANITOBA CONSERVATION OFFICERS SERVICE**

### **EASTERN REGION**

#### **Regional Office:**

**Lac du Bonnet** - Box 4000, R0E 1A0 (204-345-1444)

#### **District Offices:**

**Beausejour** - Box 50, 20 First St. South, R0E 0C0 (204-268-6184)

**Churchill** - Box 760, R0B 0E0 (204-675-8897)

**Falcon Lake** - Box 40, R0E 0N0 (204-349-2201)

**Gillam** - Box 429, R0B 0L0 (204-652-2273)

**Gods Lake Narrows** - R0B 0M0 (204-335-2366)

**Hodgson** - Box 119, R0C 1N0 (204-372-6296)

**Island Lake** - Box 69, Stevenson Island, R0B 2H0 (204-456-2362)

**Lac du Bonnet** - Box 850, R0E 1A0 (204-345-1400)

**Lake Winnipeg East** - Box 850, Lac du Bonnet, R0E 1A0  
(204-345-1407)

**Lynn Lake** - Box 239 Lynn Lake R0B 0W0 (204-356-2413)

**Norway House** - Box 100, R0B 1B0 (204-359-6877)

**Pine Falls** - Box 389, R0E 1M0 (204-367-6130)

**Rennie** - Box 130, R0E 1R0 (204-369-3153)

**Riverton/Lake Winnipeg** - Box 70, R0C 2R0 (204-378-2261)

**Selkirk** - #1 Keystone Dr., R1A 2H5 (204-785-5080)

**Seven Sisters** - Box 9, R0E 1Y0 (204-348-4004)

**Sprague** - Box 70, R0A 1Z0 (204-437-2348)

**Steinbach** - Unit B – 284 Reimer Ave., R5G 0R5 (204-346-6110)

**Thompson** - Box 28, 59 Elizabeth Dr., R8N 1X4 (204-677-6653)

**Winnipeg** - 200 Saulteaux Cres., R3J 3W3 (204-945-7273)

#### **Resource Management Technicians**

##### **(Registered Trapline Management)**

**Cross Lake** - Box 119, R0B 0J0 (204-676-2193)

**Leaf Rapids** - Box 430, R0B 1W0 (204-473-8133)

**Lynn Lake** - Box 239, R0B 0W0 (204-356-2413)

**Nelson House** - General Delivery R0B 1A0 (204-484-4220)

**Norway House** - Box 100, R0B 1B0 (204-359-6877)

**Oxford House** - Box 262, R0B 1C0 (204-538-2248)

**Pukatawagan** - Box 22, R0B 1G0 (204-553-2091)

**South Indian Lake** - General Delivery, R0B 1N0 (204-374-2203)

**Split Lake** - General Delivery, R0B 1P0 (204-342-2291)

**Wabowden** - Box 40, R0B 1S0 (204-689-2688)

### **WESTERN REGION**

#### **Regional Office:**

**Brandon** - Box 13, 1129 Queens Ave., R7A 1L9 (204-726-6441)

#### **District Offices:**

**Ashern** - Box 410, R0C 0E0 (204-768-2368)

**Boissevain** - Box 820, R0K 0E0 (204-534-2028)

**Carberry** - Box 900, R0K 0H0 (204-834-8800)

**Cranberry Portage** - Box 130, R0B 0H0 (204-472-3331)

**Dauphin** - Box 10, 27 - 2nd Ave., SW, R7N 3E5 (204-622-2106)

**Flin Flon** - 203 - 143 Main St., R8A 1K2 (204-687-1640)

**Gypsumville** - Box 9, R0C 1J0 (204-659-5208)

**Lundar** - Box 10, R0C 1Y0 (204-762-5229)

**Manitou** - Box 10, R0G 1G0 (204-242-2950)

**Neepawa** - Box 1089, R0J 1H0 (204-476-2076)

**Portage la Prairie** - 25 Tupper St. N., R1N 3K1 (204-239-3204)

**Roblin** - Box 849, Roblin, R0L 1P0 (204-937-6452)

**Shoal Lake** - Box 416, R0J 1Z0 (204-759-4080)

**Snow Lake** - Box 339, R0B 1M0 (204-358-2521)

**Swan River** - Box 640, R0L 1Z0 (204-734-3429)

**The Pas** - Box 2550, R9A 1M4 (204-627-8287)

**Viriden** - Box 1360, R0M 2C0 (204-748-4240)

**Winnipegosis** - Box 366, R0L 2G0 (204-656-7030)

**1-800-214-6497**

For more information on this and other wildlife programs, call this toll free number or 204-945-6784 in Winnipeg, or go to: <https://www.gov.mb.ca/fish-wildlife/wildlife/>